



**MVP SPACES**

*A Holistic Learning Environment* ———

---

**A guide for using  
8 **Mutual** S.T.A.P.L.E.s  
in the classroom.**

**Simple Techniques to Achieve a Positive Learning Environment**

---

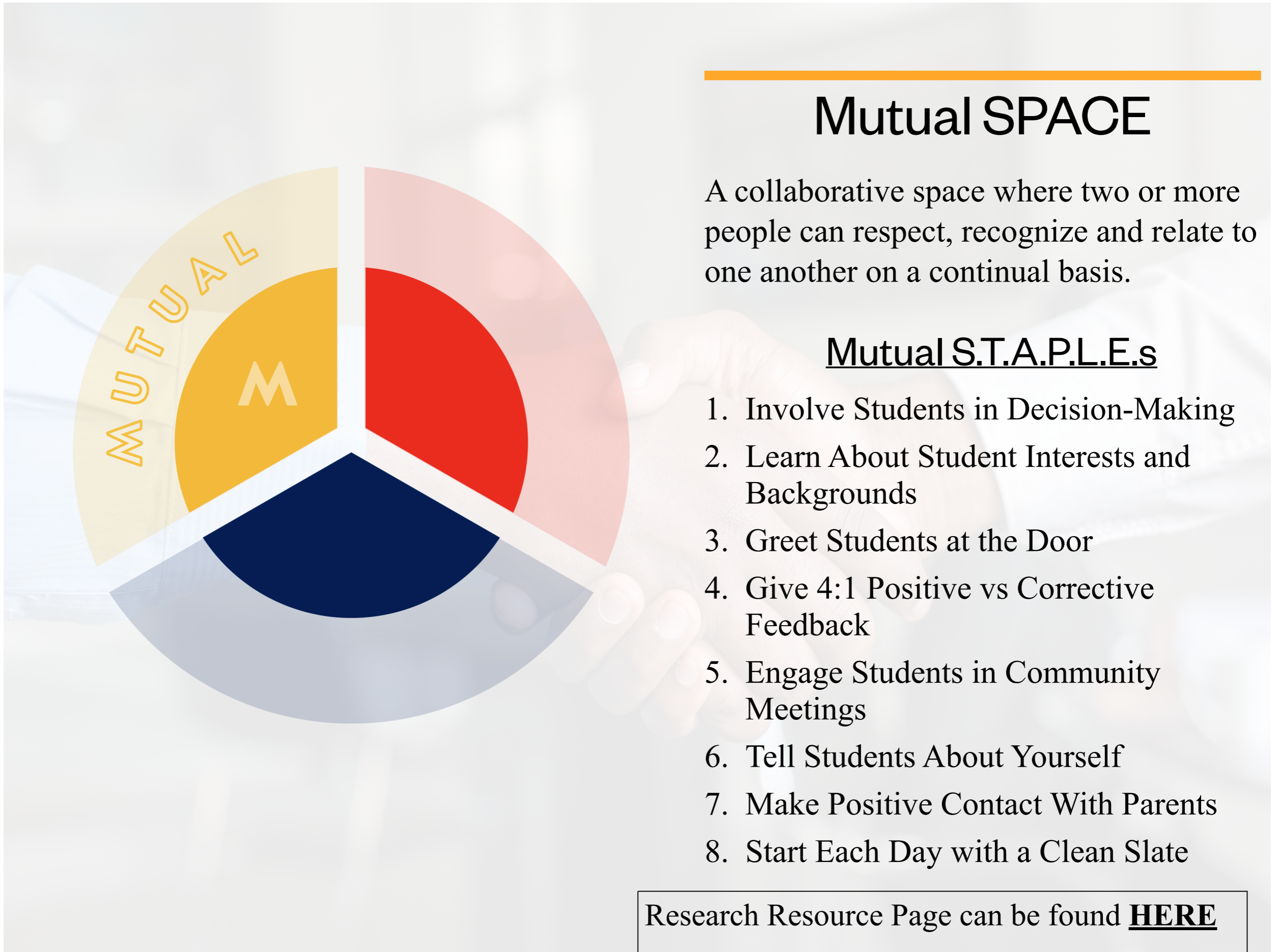
# Mutual SPACE

A collaborative space where two or more people can respect, recognize and relate to one another on a continual basis.

## Mutual S.T.A.P.L.E.s

1. Involve Students in Decision-Making
2. Learn About Student Interests and Backgrounds
3. Greet Students at the Door
4. Give 4:1 Positive vs Corrective Feedback
5. Engage Students in Community Meetings
6. Tell Students About Yourself
7. Make Positive Contact With Parents
8. Start Each Day with a Clean Slate

Research Resource Page can be found [HERE](#)





---

## S.T.A.P.L.E. #1

### Involve Students in Decision-Making

When students are involved with making decisions, an increase in collaboration and ownership of learning occurs. Additionally, students feel valued and believe their input matters. Three tips to support decision making include:

1. **Setting Expectations** - At the beginning of the year, build a set of expectations created by both teacher and students.
2. **Communicate Clearly** - Discuss which decisions can be a collaborative effort and which are non-negotiables.
3. **Encourage Participation** - Be sure all students feel included in the process.



---

## S.T.A.P.L.E. #2

### Learn About Student Interests and Backgrounds

Using a student interest survey or general class discussion can be tools to learn more about student interests and backgrounds. Throughout the survey or discussion allow students to use the 3-2-1 share method:

- Share three relevant experiences you have had recently or in the past.
- Share two places of interest you have visited or want to visit.
- Share one surprise you're willing to share with others.

---

## S.T.A.P.L.E. #3

### Greet Students at the Door

Greeting students at the door is an essential first step in setting the tone for positive interaction. Engaging students upon entering the room gives important feedback on a student's demeanor and how to respond. Three tips for greeting students include:

1. Smile - We are naturally drawn to people that smile. Additionally, smiling elevates our mood and reduces stress.
2. Make Eye Contact - Looking into your students' eyes can tell a lot about how they are feeling.
3. Nice Notice - Notice something nice about a student and tell them.



---

## S.T.A.P.L.E. #4

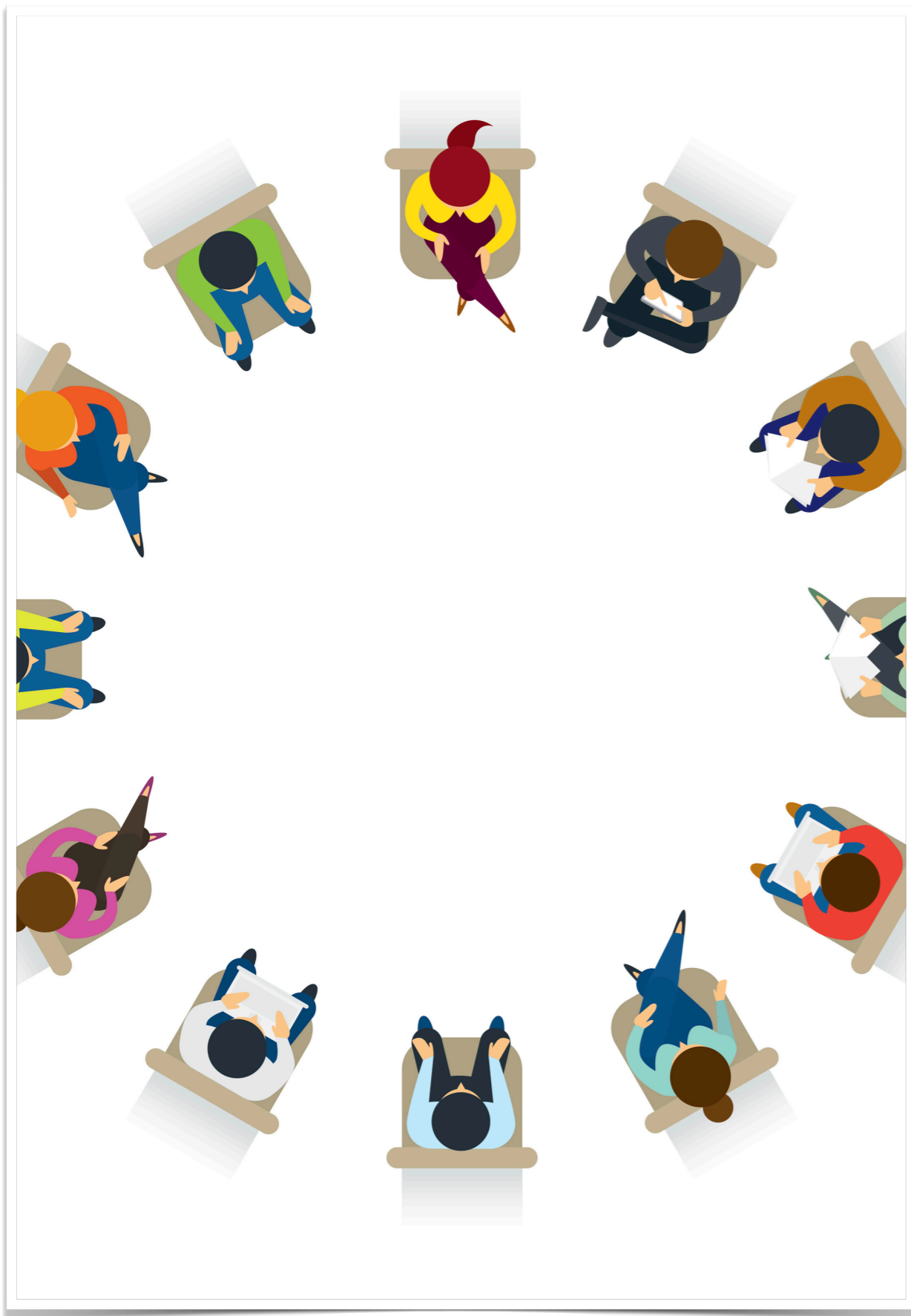
### Give 4:1 Positive Versus Corrective Feedback

Feedback is an essential ingredient in a positive predictable environment. Positive feedback recognizes the desired behaviors that are communicated and modeled.

Corrective feedback should focus on the desired behavior. Students will demonstrate behaviors given the most attention. Three tips to support a 4:1 ratio include:

1. Awareness - Become aware of the number of positive versus corrective statements you make.
2. Phrasing of Commands - Rephrase negative statements to the action you want to see. i.e “stop running” to “walk in the hallway”.
3. Increase Positive Commentary - Start small and build up to the 4:1 ratio. [33,54,89]





---

## S.T.A.P.L.E. #5

### Engage Students in Community Meetings

Community Meetings are a great way for everyone to greet each other, share their feelings and emotions, and collaborate. A lot of information can be gathered in these meetings to support students and teachers in responding to the daily interactions and experiences in and outside the classroom. Three tips for structuring community meetings include:

1. Develop norms and procedures for the meetings to keep them structured.
2. Start in the morning or at the beginning of each class period.
3. Keep it around 5-10 minutes.



---

## S.T.A.P.L.E. #6

### Tell Students About Yourself

Allowing students to get to know you is vital to positive relationship building. Giving the story behind why you became a teacher is a good way to connect with them. Start out telling students about yourself following the 3-2-1 share method:

- Share 3 relevant experiences that will connect with students.
- Share 2 places of you've visited or find interesting and want to visit.
- Share 1 surprise you're willing to share with others.



---

## S.T.A.P.L.E. #7

### Make Positive Contact with Parents

It is important to communicate with parents throughout the year. Making positive contact with parents keeps them aware of your desire to partner with them in their child's education. Three tips for "Turning Parents into Partners" include:

1. Call Monthly - Pick a few parents to call each month with a positive message.
2. Start With the Good - Always start with something positive so parents do not feel the conversation is one-sided.
3. Invite Them In - Welcome parents to be a part of their child's education through parent conferences, open houses, etc.

[1,13,56,85]



---


## S.T.A.P.L.E. #8

### Start Each Day with a Clean Slate

Often, it is difficult for teachers to release the feelings and emotions of a rough day with challenging students. A clean slate can ensure relationships are the focus rather than building hostility for previous wrongdoings. Three ways to clean the slate daily include:

1. Forgiveness - Forgiving allows us to be at peace with ourselves and those who wronged us.
2. Forget - Specifically, do not hold a grudge. Not forgiving = not forgetting.
3. Move On - Focus on the future and the opportunity for a positive change.

[17,67,85]





# MVP SPACES

*A Holistic Learning Environment* —

---

## Contact Information

Email us at:

[info@mvpspaces.com](mailto:info@mvpspaces.com)

<https://mvpspaces.com>

Anthony M. Chiles | Developer

Follow us at:

[MVP SPACES](#)



[MVP SPACES](#)



Research Resource Page can be found [HERE](#)